



# 2008-2009 GMT Quarterly Report for District (or Undistricted) District 300D2



GMT: PEI-JEN CHEN

Location: REP OF CHINA

GMT CA: 5

## CLUBS

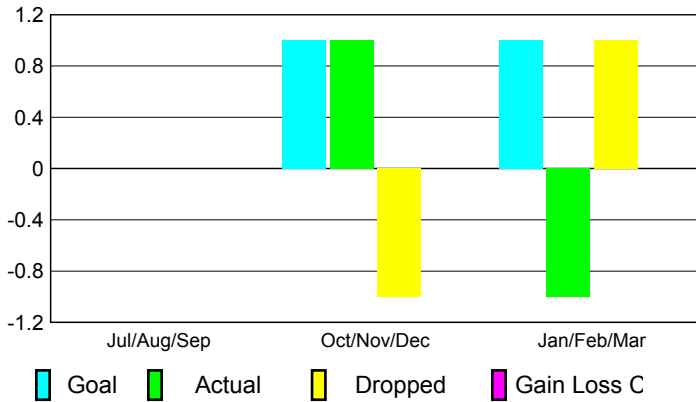
### Club Results 2008-2009

### Clubs 2007-2008

| Month         | New Club Goal | Actual New Clubs | Actual Dropped Clubs | Gain/Loss of Clubs | Gain/Loss of Clubs |
|---------------|---------------|------------------|----------------------|--------------------|--------------------|
| Jul/Aug/Sep   | 0             | 0                | 0                    | 0                  | 0                  |
| Oct/Nov/Dec   | 1             | 1                | -1                   | 0                  | 0                  |
| Jan/Feb/Mar   | 1             | -1               | 1                    | 0                  | 0                  |
| <b>Totals</b> | <b>2</b>      | <b>0</b>         | <b>0</b>             | <b>0</b>           | <b>0</b>           |


### Club Results 2008-2009

Goal, New, Dropped, Gain/Loss



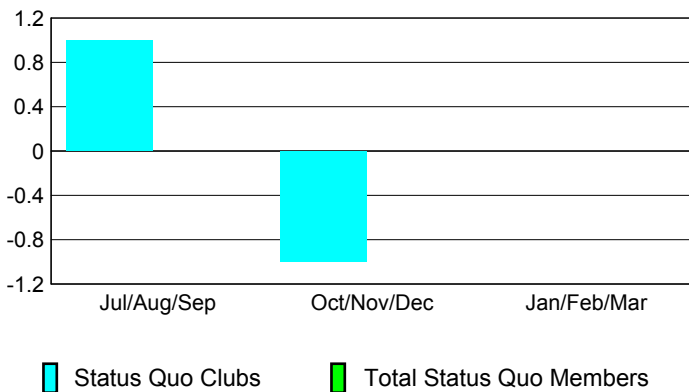
### Comparison of Club Gain/Loss

Current Year Compared to the Previous Year



### YTD Status Quo Clubs 2008-2009

Status Quo Clubs Compared to Status Quo Members



## MEMBERSHIP

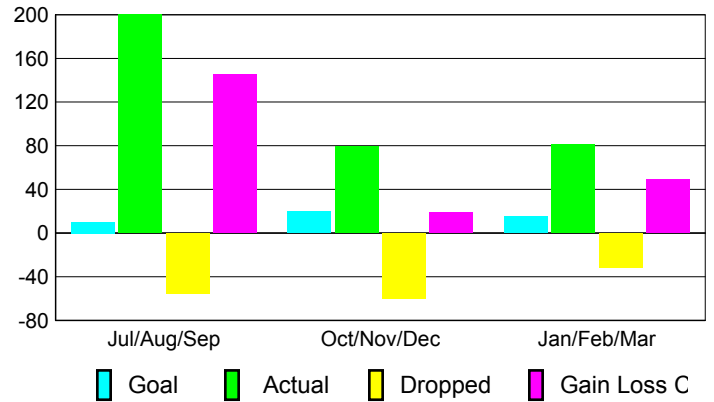
### Membership Results 2008-2009

### Membership 2007-2008

| Month         | Net Memb Goal | Actual New Memb | Actual Dropped Memb | Gain/Loss of Memb | Gain/Loss of Memb |
|---------------|---------------|-----------------|---------------------|-------------------|-------------------|
| Jul/Aug/Sep   | 10            | 200             | -55                 | 145               | 115               |
| Oct/Nov/Dec   | 20            | 79              | -60                 | 19                | 88                |
| Jan/Feb/Mar   | 15            | 81              | -32                 | 49                | 9                 |
| <b>Totals</b> | <b>45</b>     | <b>360</b>      | <b>-147</b>         | <b>213</b>        | <b>212</b>        |

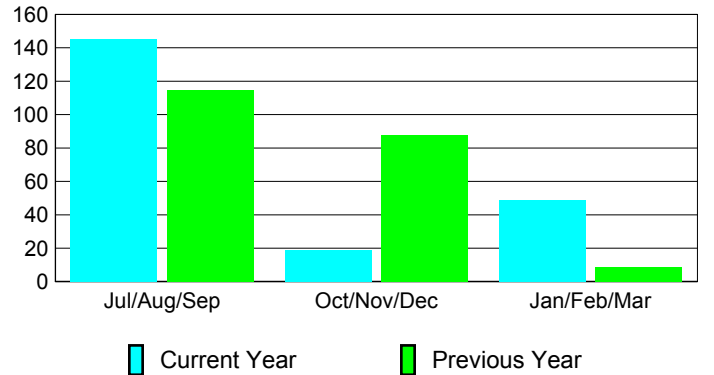
### Membership Results 2008-2009

Goal, New, Dropped, Gain/Loss



### Comparison of Membership Gain/Loss

Current Year Compared to the Previous Year



### Gender Comparison 2008-2009

